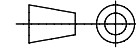
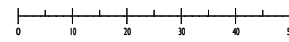


© TERWIN INSTRUMENTS LIMITED OWN THE COPYRIGHT OF THIS DRAWING WHICH IS NOT TO BE COPIED, REPRODUCED OR DISCLOSED TO A THIRD PARTY WITHOUT WRITTEN PERMISSION

IF IN DOUBT ASK
DO NOT SCALE



ALL DIMENSIONS
IN MILLIMETRES

U.S.O.

SCALE
n/a

THIS IS A C.A.D. DRAWING
DO NOT ALTER MANUALLY

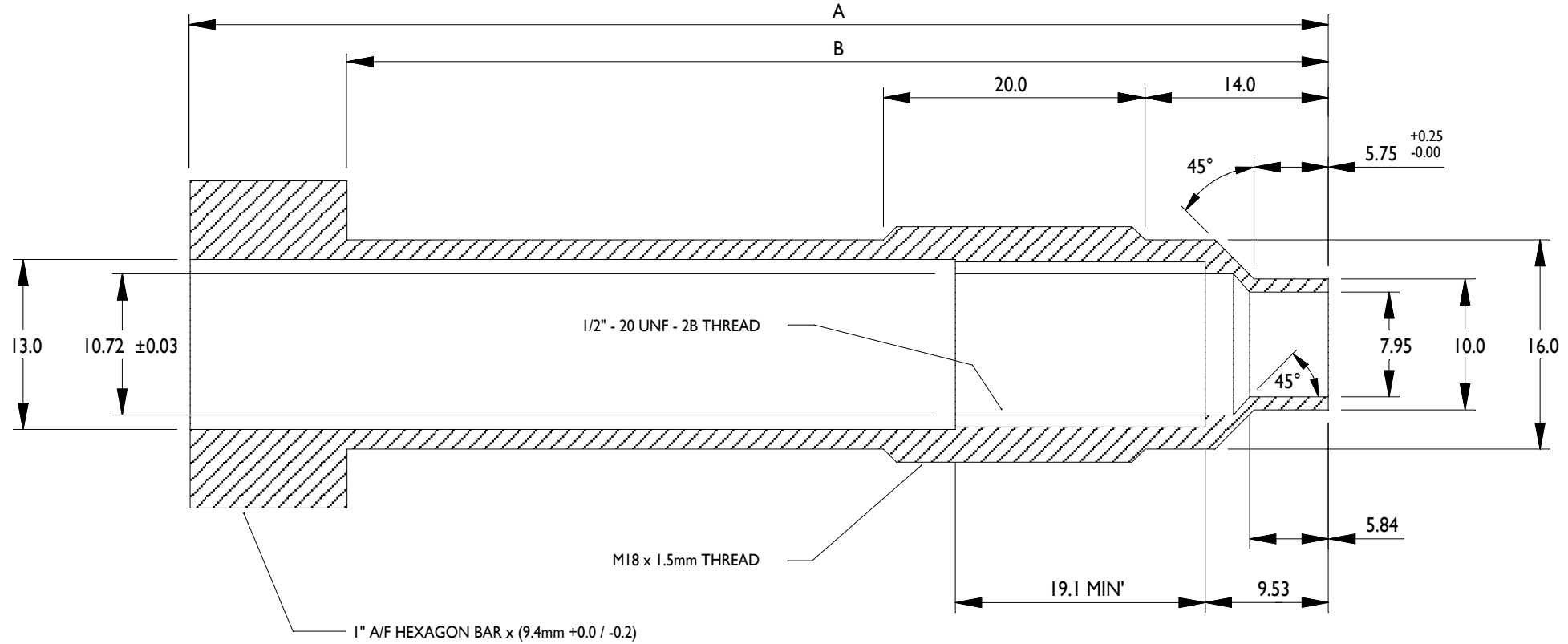
A

B

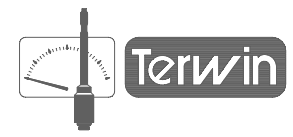
C

D

E



TRANSDUCER MODEL	STEM LENGTH	TERWIN P/N	DIM 'A' OVERALL LENGTH	DIM 'B' EFFECTIVE LENGTH
1075/2075	92.5mm (3.64")	210-3003	87.5mm	78.1mm
1076/2076	152.5mm (6.0")	210-3000	147.4mm	138.0mm
1079/2079	228.6mm (9.0")	210-3005	223.6mm	214.2mm
1077/2077	305.0mm (12.0)	T.B.A.	299.8mm	290.4mm



Terwin Instruments Limited

Winterbeck Industrial Estate
Orston Lane
BOTTFESFORD
Nottinghamshire
NG13 0AU
Tel. +44 (0) 1949 84 2000
Fax. +44 (0) 1949 84 2004

DRAWN	G.W.
DATE	18.06.98
CHECKED	M.O.
APPROVED	T.W.

DRG. NO.	MCD/2000/0210 (C)
CAD REF.	TI210
MATERIAL:	303 STAINLESS STEEL
TOLERANCES:	+1° / -0° ±0.05mm U.O.S. STRAIGHTNESS TO BE WITHIN 0.15 T.I.R.

TITLE	M18 x 1.5mm TRANSDUCER ADAPTORS
-------	---------------------------------

C	18.6.98	HEX LENGTH REDUCED (BUHLER)	G.W.
B	24.7.96	LENGTH CORRECTION	G.W.
A	22.4.96	1ST ISSUE	G.W.
ISS	DATE	DESCRIPTION	APPD