



Customer Service and Product
Quality Are Our No.1 Priority

Terwin 6000 Series Analogue

Melt Pressure Gauges



Description:

The Terwin 6000 Series of mechanical pressure gauges are the ideal choice for applications requiring simple maintenance free pressure indication.

Extrudate pressure is sensed by a metal diaphragm, mounted flush with the inside wall of the extruder barrel with pressure indicated on the readout gauge.

On the rigid stem version the mechanical gauge can be rotated up to 270° for unobstructed viewing.

For applications involving high temperatures or restricted spaces, gauges with flexible stems are available enabling the client to mount the gauge further away from the process.

Thermocouple or RTD configurations are available to provide melt temperature readings.

A selection of pressure ranges, stem lengths and thread sizes are available.

Features:

- ✓ Low cost.
- ✓ Direct local readings.
- ✓ Adjustable "Zero".
- ✓ Accuracy better than $\pm 2.0\%$.
- ✓ Gauge head rotates 270°
- ✓ Stem up & stem down versions.
- ✓ Stainless steel construction.

Benefits:

- ✓ No power required.
- ✓ Reliable, repeatable pressure measurement
- ✓ Wide variety of pressure ranges
- ✓ Optional stems lengths
- ✓ Optional thread sizes
- ✓ Easy to install & use

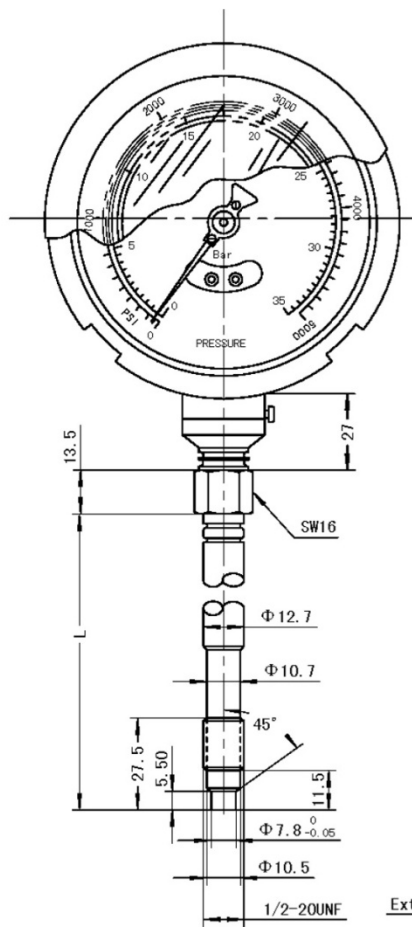
Terwin Instruments Ltd, Winterbeck Industrial Estate, Orston Lane, BOTTESFORD, Nottinghamshire, NG13 0AU – UK
Tel: +44 (0) 1949 84 2000 Fax: +44 (0) 1949 84 2004 E-mail: info@terwin.com www.terwin.com



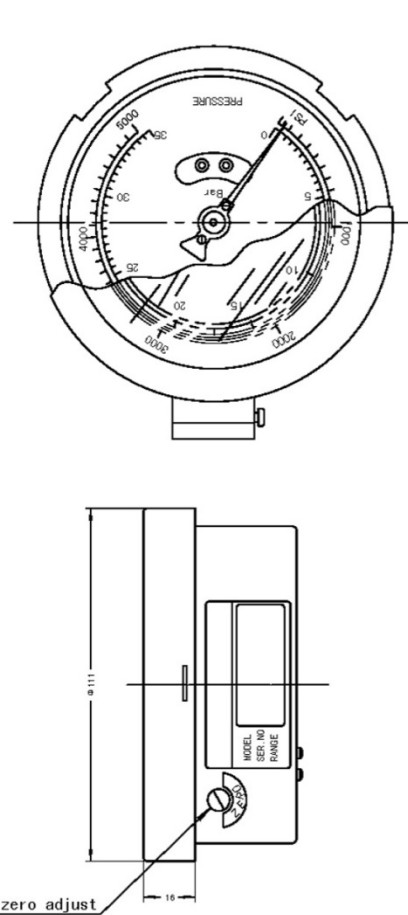
Customer Service and Product Quality Are Our No.1 Priority

Terwin 6000 Series Analogue

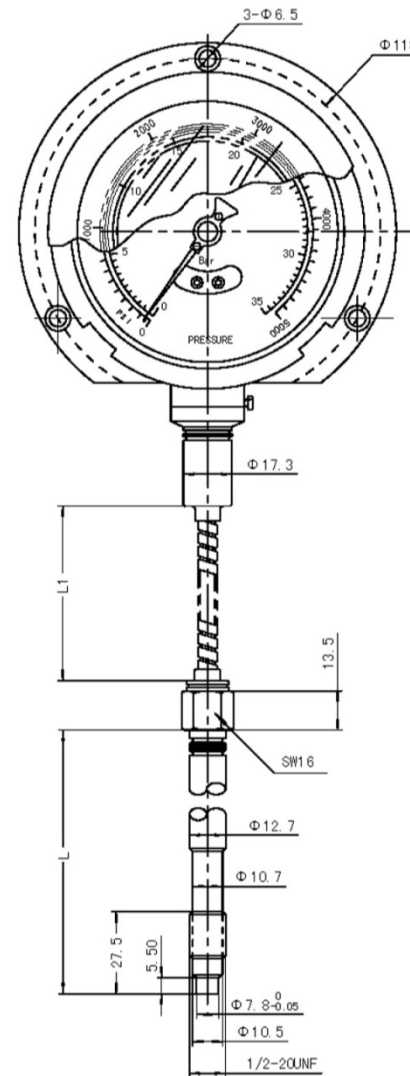
Melt Pressure Gauges



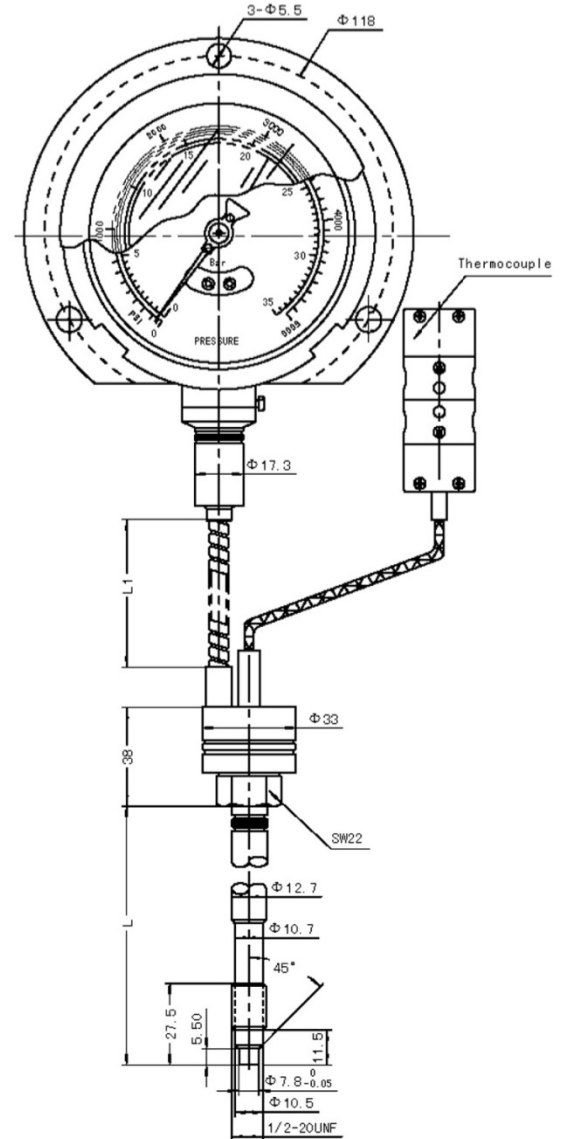
Model 61 (Stem Down)



Stem Up Configuration



Model 63 (Flexible Stem)



Model 64 With Temperature Sensor



Customer Service and Product Quality Are Our No.1 Priority

Terwin 6000 Series Analogue

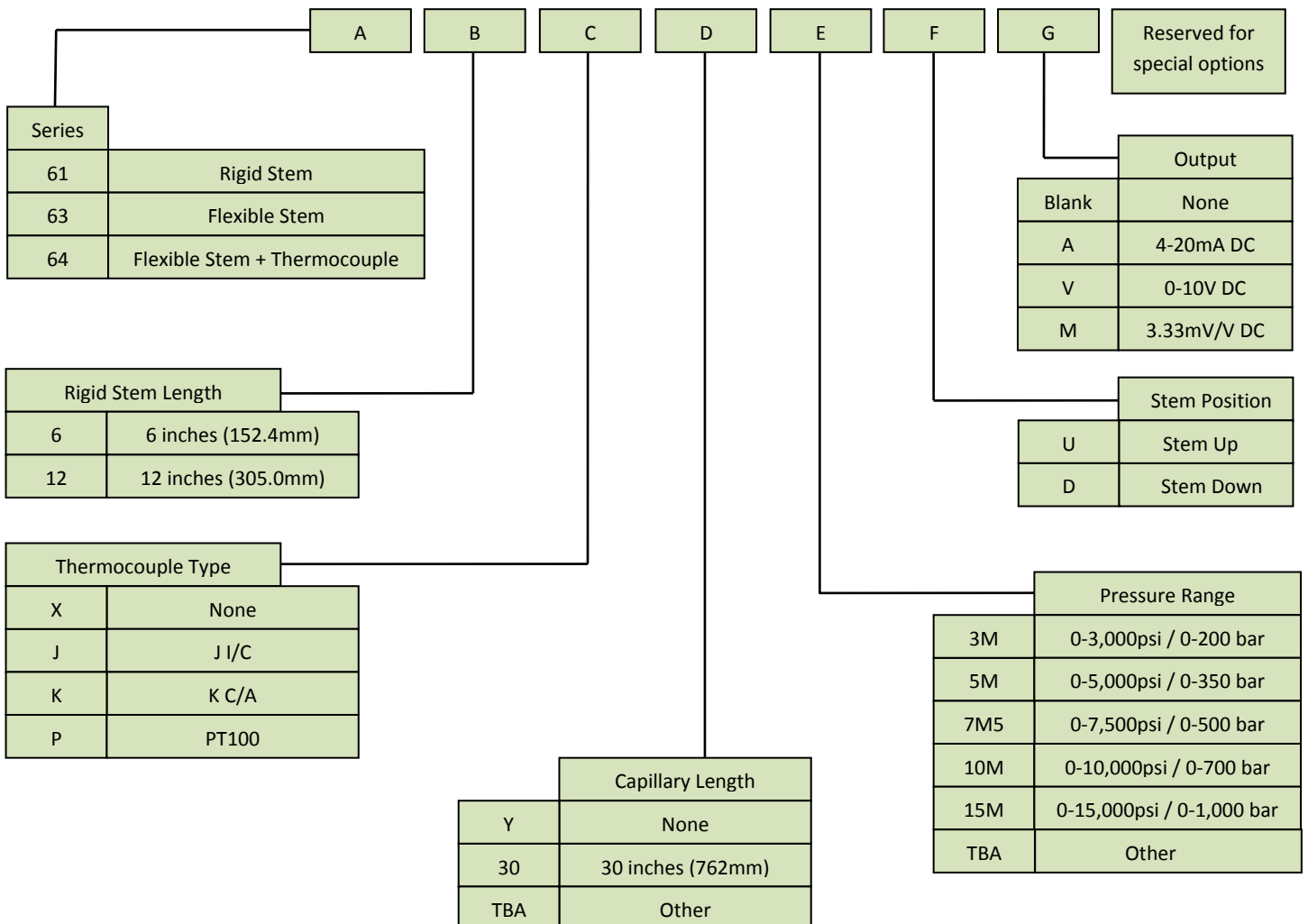
Melt Pressure Gauges

6000 Series Part Numbers:



Example:

61 series gauge with 6 inch rigid stem, no thermocouple, no capillary, ranged 0-5,000psi with stem up configuration.



Terwin Instruments Ltd, Winterbeck Industrial Estate, Orston Lane, BOTTESFORD, Nottinghamshire, NG13 0AU – UK
 Tel: +44 (0) 1949 84 2000 Fax: +44 (0) 1949 84 2004 E-mail: info@terwin.com www.terwin.com